



## WECONNECT INTERNATIONAL ACTIVITY IN INDONESIA - 2019



# 109

women-owned businesses  
(self-registered or certified)

## 14

Trained women  
business owners in the  
skills and knowledge  
necessary to grow  
their business

## 224

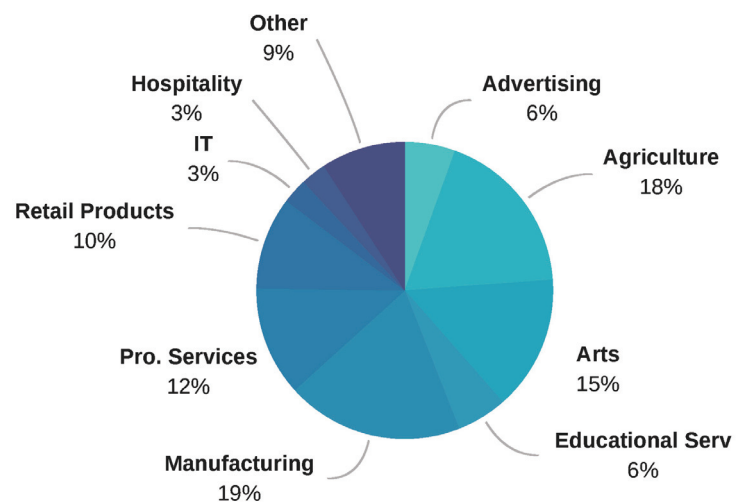
Facilitated  
connections between  
women business  
owners and  
corporate buyers

## 182

Facilitated connection  
between women  
business owners

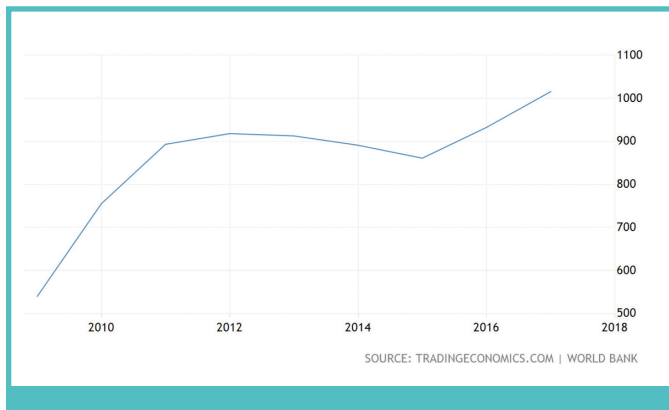
### Industry Breakdown

By WEConnect International's certified  
Indonesian women-owned businesses



# Key Economic Data – Indonesia

## GDP (billion \$US)



## GDP per capita (PPP)

**\$13,230**

Annual median per capita income in 2018

**96th**

Worldwide ranking of GDP per capita

The economy of Indonesia is the 16th largest in the world measured by nominal GDP and 7th largest by purchasing power parity (PPP)

## GDP growth rate (%)



**#73**

in worldwide Ease of Doing Business ranking

- Indonesia is home to 20 billionaires as of 2018 -this marks Indonesia as the 21st largest country with billionaire population
- Indonesia's major stock exchange, the Indonesia Stock Exchange, had a market capitalization of \$120 billion as of April 2018

## Top Exports

- Mineral fuels
- Animal/vegetable fats
- Electrical machinery
- Rubber

## Labor Force

- 125 million**
- Agriculture: 32%
  - Industry: 21%
  - Services: 47%

## Top Industries

- Petroleum/natural gas
- Textiles
- Automotive
- Electrical appliances

The minimum wage in Indonesia is 1,570,922 Indonesian rupiah per month, which translates to approximately \$1,304 per year.

# Practical Information on Doing Business in Indonesia

## Indonesia's worldwide ranking (out of 190 economies) in...

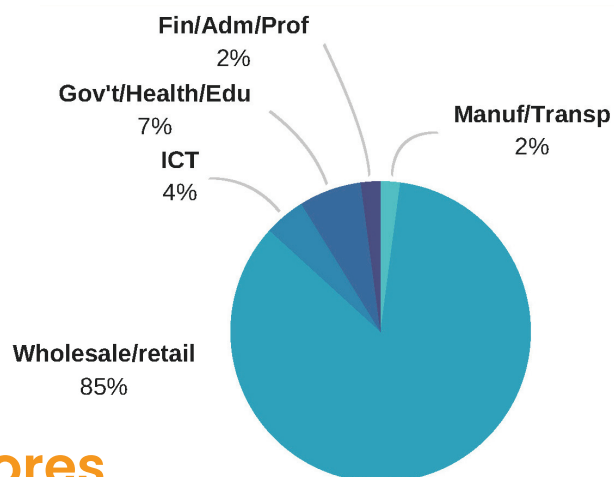
- Starting a business: #144
- Dealing with construction permits: #108
- Getting electricity: #38
- Registering property: #106
- Getting credit: #55
- Protecting minority investors: #43
- Paying taxes: #114
- Trading across borders: #112
- Enforcing contracts: #145
- Resolving insolvency: #38

## Key information on Indonesian women in business

- Female labor participation: 38%
- Female-to-male ratio for entrepreneurial activity: 1.2
- Female entrepreneurial activity out of necessity (indicating no other options are available): 12.5%
- Female entrepreneurial activity out of opportunity (indicating a growth-oriented mindset): 85.3%
- The Indonesian tax system grants tax deductions or credits to male taxpayers by default
- 22% of Indonesian firms have a female top manager. The regional average in East Asia and the Pacific is 21%

## Industry Breakdown

Percentage of women-owned businesses per industry in Indonesia



## Women, business and the law: key indicator scores

Scores are determined by criteria defined by the World Bank regarding whether a country's legal framework prevents women from accessing certain rights, opportunities or protections. A perfect score is 100, indicating that women are not legally discriminated against and have the same rights and opportunities as men.

Indonesia's legal framework does not discriminate against women as they...	Indonesia	East Asia
Access institutions, either public or private	91	95
Use property for either personal or professional purposes	60	83
Get a job in any industry, regardless of marital status or pregnancy	64	59
Are provided with incentives to work, including benefits	20	49
Go to court and access legal services, for either personal or professional purposes	75	65
Build credit and access finances	0	19